

# Activity Kit!



## THE MUSTACHE BABY SERIES

Bridget Heos

Illustrated by Joy Ang

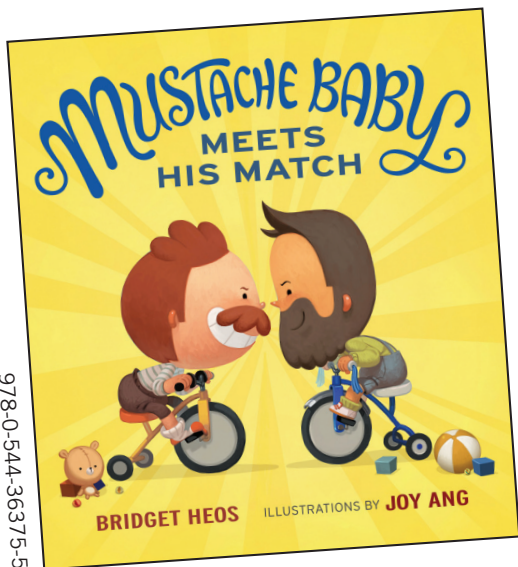
In *Mustache Baby*, Billy is born with—you guessed it—a bushy mustache! Sometimes it's a good-guy mustache and Baby Billy is a cowboy or man of the law. But other times it curls up into a bad-guy mustache and Billy becomes an evil cat burglar or a heartless train robber. Thankfully, his mother knows just what to do . . . and in *Mustache Baby Meets His Match*, Baby Javier comes over for a playdate—Javier and his beard, that is. Billy hopes Javier will be his sidekick, but soon the two are competing at everything: railroad building, bear wrassling, magic, and even math and aviation! Will these two ever learn to work together?

These hilarious books will elicit giggles from kids and knowing smiles from parents. After all, doesn't everyone have the potential for a little bad-guy behavior now and then? Share *Mustache Baby* and *Mustache Baby Meets His Match* with the good guys using the fun activities in this kit.

### Praise for *Mustache Baby*

"Occasional badness has never been so good." —KIRKUS REVIEWS

"A mustached baby will surely make audiences howl during read-alouds." —BOOKLIST



# Circle-Time Activities

As you gather young children for a raucous reading of *Mustache Baby* and *Mustache Baby Meets His Match*, try these fun warm-up activities!



Talk about the different types of mustaches and beards that kids have seen. Pass out images of people from magazines and different colored markers and invite the kids to add mustaches and beards to the images. Have each child share his or her most creative mustache or beard with the group.



Pass out the Mustache Time and Beard Time worksheets and invite kids to cut out the different mustaches and the beard. Have the following imaginative scenarios on individual slips of paper: cowboys lassoing cattle, sword fighters in battle, police officers stopping speeding traffic, lumberjacks chopping down trees, fishermen reeling in a big catch, and magicians making cookies disappear. Put the slips of paper in a cowboy hat or other container. Invite the children to come up in pairs and draw one scenario out of the hat. Have each child choose a mustache or the beard and act out the scene as a team for the other kids to guess.




Play a version of “Red Light/Green Light” with the children called “Good Guy/Bad Guy.” The leader is the “traffic light” and faces the children when he/she says “Good Guy.” When hearing that phrase, the children freeze and stand politely with smiling faces. When the leader’s back is turned, he/she says “Bad Guy” and the children creep slowly toward the leader with scowls on their faces—like a bad guy sneaking up on a victim. The first one to tap the leader’s back wins.



# Mustache Time

Print this page on card stock using a color printer. Cut out the mustaches below and try them on! Use a loop of blue painter's tape to hold them in place, or use a hole punch to cut a small circle in the center of each mustache and feed a bendable straw through the hole—a new kind of milk mustache!




# Beard Time

Print this page on regular paper using a color printer. Cut out the beard below, including the white section in the middle. Use loops of blue painter's tape at the two top ends to hold the beard in place at your temples. How do you look?



# Pin the Mustache on the Baby Game

Print this page and the following page on card stock using a color printer. Cut out the mustaches below and add a player's name to each mustache using a colored pen or marker. Affix a loop of tape to the back side of each mustache. Tape the image of Baby Billy (following page) to a blank wall at a height relative to the players. Blindfold each player in turn, spin him/her three times, and then point him/her toward Baby Billy to affix the mustache bearing the player's name. The mustache closest to an actual mustache position on Baby Billy's face wins!





# Maze

Uh-oh. Baby Billy and Baby Javier are NOT getting along. Soon Baby Billy has a bad-guy mustache and Baby Javier has a bad-guy beard! The two get embroiled in a pro wrestling match *lucha libre* style! Can you find the path to the match and then from the match to true friendship?



# Imagine and Draw

Baby Billy is a famous Spanish artist! What is he painting?





# Door Hanger

Print this page on card stock using a color printer. Cut on the solid lines below and fold on the dashed lines to create a two-sided door hanger. Tape the open edges together to seal.



# Imagine and Draw

Pirate Javier is forcing Billy to walk the plank! What creatures are waiting in the sea below?

