



The Fortune Wookiee

Fill-in-the-Blank Silly Story

DIRECTIONS: Cut out the squares on the next page, which are numbered one to twenty and have an assigned category. If you have more than twenty kids at the event, it might be best to break them up into smaller groups. Hand each kid one or multiple numbers.

Either an adult, or one of the kids, can be assigned as the writer. The writer calls out a number along with its category (noun, adjective, adverb, place, or person). As each number is called, the kid provides his/her appropriate word and the writer writes it in the designated spot. This continues until all twenty spaces are filled. Finally, the writer reads the story aloud to a silly result!

The Story



The sixth-grade students at McQuarrie Middle School are having a(n) _____ (#1, adjective) year. First, Dwight shows up at school with an Origami Yoda finger puppet, which everyone thought was _____ (#2, adverb). Origami Yoda gave wise _____ (#3, noun) and he really _____ (#4, verb, past tense) the students. For example, once, Origami Yoda predicted that _____ (#5, person) would be a great _____ (#6, noun). The prediction came true the next day!

Then, Harvey, the class _____ (#7, noun), brought a Darth Paper finger puppet to school. Unlike Origami Yoda, Darth Paper _____ (#8, verb, past tense) horrible _____ (#9, noun). He was always starting trouble at _____ (#10, place). He told _____ (#11, person) that he/she should _____ (#12, verb) and _____ (#13, verb) for the lunch period to impress _____ (#14, person). Boy, was that a _____ (#15, noun)!

But now, there's a new origami character ruling the school, and no one is sure if they can _____ (#16, verb) it. The Fortune Wookiee seems _____ (#17, adjective), _____ (#18, adjective), and _____ (#19, adjective), but that could all be an act. Will the students _____ (#20, verb) the mystery of The Secret of the Fortune Wookiee?




INSPIRED BY
The Secret of the Fortune Wookiee
 ISBN: 978-1-4197-0392-8
 AMULET BOOKS, AUGUST 7, 2012



 Always use scissors under adult supervision.

#1 Adjective	#2 Adverb	#3 Noun	#4 Verb past tense
#5 Person	#6 Noun	#7 Noun	#8 Verb past tense
#9 Noun	#10 Place	#11 Person	#12 Verb
#13 Verb	#14 Person	#15 Noun	#16 Verb
#17 Adjective	#18 Adjective	#19 Adjective	#20 Verb





INSPIRED BY
The Secret of the Fortune Wookiee
ISBN: 978-1-4197-0392-8
AMULET BOOKS, AUGUST 7, 2012



The Fortune Wookiee Grrrrrrrr-guessing Game

DIRECTIONS: Cut out the squares on the next page. Each has a character name on it from either the Origami Yoda series or *Star Wars*™. If you have more than twenty kids at the event, it might be best to break them up into smaller groups. Hand each kid a square. To begin, select one kid to stand at the front of the room to describe his/her character to the group. Without naming the characters, each kid should use FIVE words (and five words only) to describe his/her character.

The remaining kids take turns guessing which character is being described. Whoever guesses correctly should be the next to go.




INSPIRED BY
The Secret of the Fortune Wookiee
ISBN: 978-1-4197-0392-8
AMULET BOOKS, AUGUST 7, 2012



 Always use scissors under adult supervision.

Tommy	R2-D2	Darth Vader	Sara
Lance	Caroline	Yoda	Dwight
Harvey	Han Solo	Quavondo	Rhondella
Jabba the Hut	Kellen	Mr. Good Clean Fun	Principal Rabbski
Murky	Princess Leia	Chewbacca	Mrs. Calhoun



INSPIRED BY
The Secret of the Fortune Wookiee
ISBN: 978-1-4197-0392-8
AMULET BOOKS, AUGUST 7, 2012




In a Word Search, Far, Far Away...

DIRECTIONS: Find the words listed. They can be found forward, backward, diagonally, vertically, and horizontally. A key can be found on the last page of the guide.



SEARCH WORDS:

- Cheetos
- Chewbacca
- Dark Side
- Darth Paper
- Darth Vader
- Dwight
- Finger Puppet
- Force
- Harvey
- Jabba
- Kellen
- Lightsaber
- McQuarrie
- Monkey
- Origami Yoda
- Paperwad
- Pizza Bagels
- RibBQ
- Sara
- Stooky
- Tommy
- Han Solo
- Cootie Catcher



INSPIRED BY

The Secret of the Fortune Wookiee

ISBN: 978-1-4197-0392-8

AMULET BOOKS, AUGUST 7, 2012




Ask the Fortune Wookiee!

**DIRECTIONS:**

- Directions: After each kid folds a cootie catcher (instructions below), they write down eight different random predictions under the flaps and label them one to eight.
- After their predictions are written, the kids should partner up. If there are an uneven number of kids, it's okay to have groups of three. Now they will take turns asking each other's Fortune Wookiees for predictions.
- One kid is assigned as the "guesser" and one kid, along with his Fortune Wookiee, is assigned as the "fortune teller." First, the guesser asks the fortune teller's Fortune Wookiee a question they wish to be answered. Then they say their favorite Origami Yoda book (Origami Yoda, Darth Paper, Fortune Wookiee). The fortune teller spells out the answer by opening and closing the cootie catcher that many times (ex: O-R-I-G-A-M-I-Y-O-D-A).
- Next, the guesser picks their favorite Origami Yoda character and the fortune teller spells out the answer by opening and closing the cootie catcher that many times (ex: T-O-M-M-Y).
- Finally, the guesser picks a number from one of the four visible flaps. The chosen flap is opened to reveal the fortune. Add another element of fun! Have the fortune tellers give their best Chewbacca growl before revealing their prediction.
- The last step is for the kids to switch places as guesser and fortune teller so they each get a turn. They can continue to switch until all predictions are made.

Instructions on how to fold a Fortune Wookiee (template included on next page)

- 1) After cutting on the dotted white line, with blank side facing up, fold in half and unfold. Then fold in half in the other direction and unfold.
- 2) With blank side facing up, fold four corners of square into the center to form smaller square. Turn over without unfolding and fold four corners of square into the center again.
- 3) With brown and black triangles facing up, fold square in half toward you. Place thumbs and forefingers into all four outside pockets and bring them together to form Fortune Wookiee.




INSPIRED BY

The Secret of the Fortune Wookiee

ISBN: 978-1-4197-0392-8

AMULET BOOKS, AUGUST 7, 2012



Always use scissors under adult supervision.



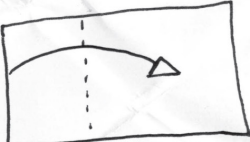
INSPIRED BY
The Secret of the Fortune Wookiee
ISBN: 978-1-4197-0392-8
AMULET BOOKS, AUGUST 7, 2012



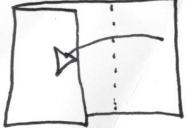
Instructions to Fold the Famous Five-Fold Yoda

DWIGHT'S EMERGENCY
5-FOLD ORIGAMI YODA!
DRAWN BY KELLEN!


① USE 1/4 SHEET OF PAPER. ② FOLD OTHER SIDE OVER




FOLD SIDE OVER...





③ FOLD A CORNER OVER TO MAKE EAR. ④ FOLD OTHER CORNER.




⑤ FOLD DOWN.



6. DRAW FACE!



 GREEN ORIGAMI PAPER INCLUDED IN KIT




INSPIRED BY
The Secret of the Fortune Wookiee
ISBN: 978-1-4197-0392-8
AMULET BOOKS, AUGUST 7, 2012



In a Word Search, Far, Far Away...

ANSWER KEY



INSPIRED BY
The Secret of the Fortune Wookiee
ISBN: 978-1-4197-0392-8
AMULET BOOKS, AUGUST 7, 2012