


Teacher's Guide



The Tsunami Quilt: Grandfather's Story

Author: Anthony D. Fredericks

Illustrator: Tammy Yee

Guide written by Cheryl Grinn

**Portions may be reproduced for use in the classroom with this
express written consent of Sleeping Bear Press.**

**Published by
Sleeping Bear Press
310 N. Main St., Suite 300
Chelsea, MI 48118
800-487-2323**

www.sleepingbearpress.com



Anticipatory Questions

The Tsunami Quilt is the story of a tragedy Kimo's grandfather lived with for many years.

Anticipatory questions

1. What is a tsunami?
2. What type of bad weather do we have?
3. What is an earthquake?
4. Can an earthquake happen in the ocean?
5. Have you ever hidden something you did from your family?
6. What would you do if you saw your brother or sister in a dangerous situation?
7. What makes a quilt special?
8. Have you ever felt guilty for something you didn't do?
9. Where is Hawaii?
10. Is Hawaii a part of the United States?
11. Point out Hawaii on the globe.
12. Point out our state on the globe.

TSUNAMI CROSSWORD



Find the answers to this crossword in *The Tsunami Quilt*. You will learn about the relationship between a boy and his grandfather in Hawaii.

T _____
S _____
U _____
N _____
A _____
M _____
I _____

1. Laupāhoehoe was a place of _____ and remembrance.
2. Another name for waves is _____.
3. Students and teachers died _____ the water.
4. Kimo was _____ years old when his grandfather died.
5. Month the tsunami hit Laupāhoehoe _____.
6. The monument Grandfather and Kimo visited was made of _____.
7. Hawaii is an _____.



Funny Fish Math

Kimo and his sisters enjoyed fishing in the ocean. Learn which ocean they fished in *The Tsunami Quilt*.

Solve these fishy problems.


1. Ten striped fish, three solid fish, and seven dotted fish were at fish school in the ocean. How many more striped fish than dotted fish were there?

2. Kimo caught four striped fish and four times that many solid fish. What was the total number of fish he caught?

3. Five funny fish each found four friends. How many fish were there altogether?

4. Kimo's sisters each caught five fish. Kimo caught three times that many fish. What was the total number of fish caught?

Draw a funny fish.



TSUNAMI– FACTS AND FICTION

After you have read the interesting book *The Tsunami Quilt*, decide if each statement below is fact or fiction.

Write fact or fiction in front of each statement.

1. _____ Tsunami is an Hawaiian word.
2. _____ A tsunami may cross the open sea at more than 500 miles per hour.
3. _____ The word tsunami means “great wave in harbor.”
4. _____ Tsunamis are caused by the moon.
5. _____ A tsunami is caused by the tides.
6. _____ A tsunami struck Laupāhoehoe on April 1, 1946.
7. _____ Tsunamis only happen in the summer.
8. _____ A tsunami is only one large wave.
9. _____ There is a tsunami museum in Hawaii.
10. _____ When a tsunami nears the shore the shallowness of the water acts like a brake.



When Did It Happen?

Sequencing

After reading *The Tsunami Quilt* you will understand why Grandfather was sad when he and Kimo visited the memorial.

Number these events in the order they happened.

- _____ There was no water in the ocean by the shore.
- _____ Grandpa and his brother got on the school bus.
- _____ Students hurried down to the ocean.
- _____ Twenty-four teachers and students were killed.
- _____ Grandfather watched from behind the wall.
- _____ The sea began to swell.
- _____ Some students ran closer to see what would happen next.
- _____ The third wave of the tsunami hit.
- _____ A powerful surge of water came on shore.
- _____ The tsunami quilt was made.



Recalling Facts

The Tsunami Quilt is the touching story of a young boy and his grandfather's secret. Carefully read the story and pay attention to the details as you read.

Answer each question.

1. How old was Grandpa's brother when he died? _____
2. What is a tsunami? _____
3. What is the cause of most tsunamis? _____
4. What colors were used on the tsunami quilt? _____
5. In which state was the story set? _____
6. What was Dad's job? _____
7. In which year did the tsunami hit? _____
8. What type of tree surrounded the classrooms? _____



JAPANESE WORDS WE KNOW

Tsunami is a Japanese word meaning “great wave in harbor.” Learn the effect one tsunami had on a small village in Hawaii in the book *The Tsunami Quilt*.

Match these Japanese words with their meanings.


sudoku	haiku	judo
origami	sayonara	kimono
karaoke		

1. A short poem consisting of 3 lines _____
2. “Empty orchestra”– an amateur singer accompanies recorded music

3. Paper folding _____
4. A martial art _____
5. A traditional full-length robe _____
6. Goodbye _____
7. A number placement puzzle _____

What Time Is It?

In *The Tsunami Quilt*, Kimo has two younger sisters. Pretend they are learning to tell time. Can you help them?



60 minutes make one hour
30 minutes make half an hour
15 minutes make one quarter hour

1. Kimo rode the bus to school for $\frac{1}{2}$ hour. How many minutes is that? _____
2. Kimo's sister arrived at school at 9:00. Half an hour later, what time was it? _____
3. The bus ride home takes $\frac{3}{4}$ of an hour. If the students leave at 3:15, what time will they arrive home? _____
4. At school the lunch break is $\frac{3}{4}$ of an hour. How many minutes is that? _____

UNSCRAMBLE THESE WORDS

Enjoy reading *The Tsunami Quilt*. You'll learn about a tragic event that happened in Hawaii many years ago.

Unscramble these words from the book.

1. iaahwi _____

2. naiusmt _____

3. dsainl _____

4. tqliu _____

5. aecon _____


6. Immaireo _____

7. iihfsgn _____

8. vwea _____

9. aeerhtc _____

10. hsoloc _____



STORY MAP

A story map helps you see all the parts of a story. It's always good to develop a story map before writing a story. After reading *The Tsunami Quilt*, develop a story map showing the parts of the story.

Characters

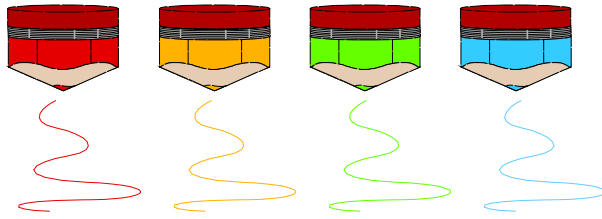
Setting where, when

Problem

Goal how to solve the problem

Action what was done

Outcome



Writing Similes

A simile is a comparison of two or more things using the words like or as to make the comparison. Ex.: Her hair sparkled like gold.

Write the simile found in *The Tsunami Quilt*. _____
_____.

Write 5 sentences using similes.

1. _____
2. _____
3. _____
4. _____
5. _____

Choose one of your similes and illustrate it.

Separating Colors

Science Experiment

You can see beautiful rainbows almost daily in Hawaii. A rainbow usually appears after a rain. The colors appear as they are reflected through the prisms of raindrops.

Can you separate colors in ink? Let's find out!

Materials

Water-soluble felt-tipped pens (different colors)

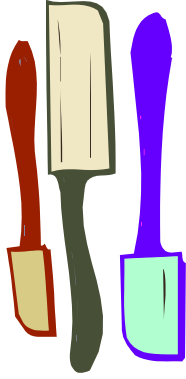
Blotting paper or coffee filter

Clear glass jar

Water

Directions

1. Predict what will happen. _____
2. Make a large thick spot of color about $\frac{1}{4}$ of the way up the paper.
3. Fill the glass with water.
4. Place the paper with the ink on it in the water so that the ink is above the water.
5. Support the paper so it doesn't fall into the water.
6. Observe what happens as the water goes up the paper.
7. Record your results.



Hawaiian Pineapple Delight

Enjoy this Hawaiian-inspired dessert.


Hawaiian Pineapple Delight

Ingredients

- 2 angel food cakes
- 2 large cans of crushed pineapple (don't drain)
- 2 thawed 8-ounce containers Cool Whip
- 1 bag of flaked coconut
- 1 large jar of maraschino cherries, drained
- 2 bananas, sliced

Directions

1. Break one angel food cake into bite-size pieces
2. Place in a 13x9x2 inch pan
3. Top with 1 can of pineapple, ½ of the cherries, 1 banana
4. Spread 1 container of Cool Whip over entire pan
5. Top with 1/2 of the coconut
6. Repeat steps 1-5
7. Cover with foil and refrigerate overnight




Make a Quilt

Class Project

A very special quilt was made to honor those who lost their lives in the tsunami in Hawaii. Learn more about who made the quilt and why it was made in *The Tsunami Quilt*.

Choose an event your class feels is important and make a class quilt dedicated to the event.

Use the square below for each child to plan their square. These can be done in paper for a bulletin board or in cloth for a permanent memorial.



TANKA POETRY

The book *The Tsunami Quilt* tells us many things about how people react in different situations. It's the story of a grandfather and his grandson and the relationship they have. The setting is the Big Island of Hawaii.

Write a tanka poem about Hawaii.

A tanka poem is like a haiku poem except it has two more lines.

Tanka pattern

Line 1 has 5 syllables

Line 2 has 7 syllables

Line 3 has 5 syllables

Line 4 has 7 syllables

Line 5 has 7 syllables

HAWAII

The Tsunami Quilt is a story about a tragic event that happened many years ago in Hawaii. Read this story and find out how Kimo learns about the tragedy.

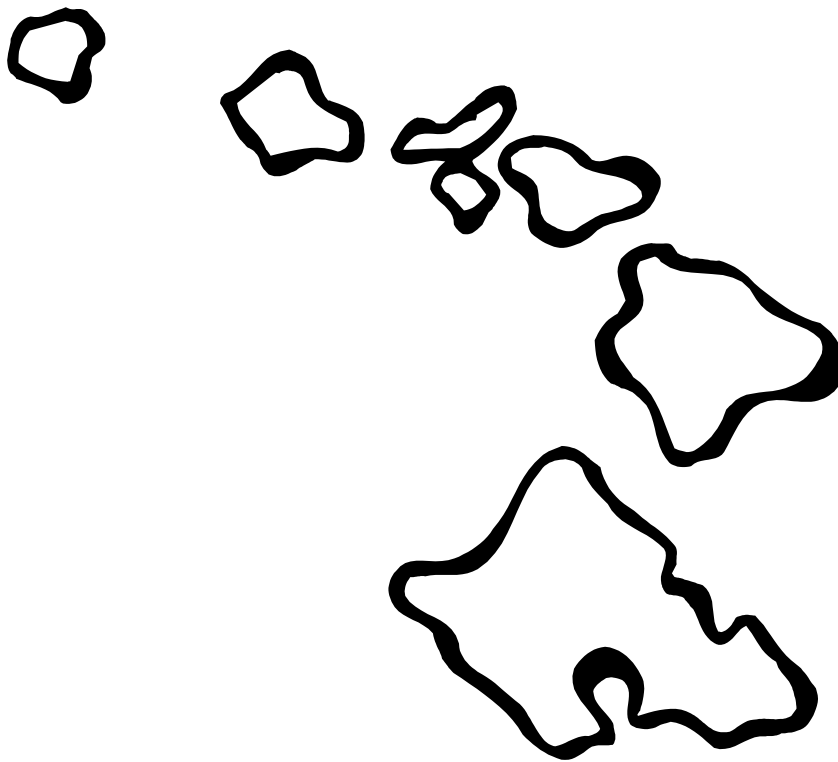
Map Directions


Label each of the islands.

Put in the name of the capital. Add a star to the capital.

Label the ocean.

Draw the mainland United States in its proper place.





A Letter to Grandpa

It was only after his grandfather died that Kimo learned why they went to the memorial yearly. You will learn the reason for the trip in *The Tsunami Quilt*.

Kimo never got the chance to talk to Grandfather about the tragedy. Pretend you are Kimo and have the chance to write a letter to Grandfather asking him about the tsunami.

Dear Grandfather,

Love,
Kimo



Make a Lei

Kimo's grandmother made him a plumeria lei each year when he went to the monument with Grandfather. Why did they go to the monument? The answer can be found in *The Tsunami Quilt*.


Trace the pattern below on tissue paper. Make 10 flowers.

You can decorate your flowers if you wish.

Cut a piece of string 24 inches long.

Cut plastic straws in 2-inch pieces.

String a flower and then a piece of straw on the string. Continue until you have a full lei.





The Ocean Gives and Takes!

Grandpa said the ocean was both a friend and a foe and that it gave and it took. Learn what he meant when you read *The Tsunami Quilt*.

Make two lists below, one listing things the ocean gives and one listing things the ocean takes.

Gives

Takes



MAKE A WAVE BOTTLE

The Tsunami Quilt tells the tragic story of a tsunami that hit the Hawaiian Island of Hawaii. A tsunami is a large wave or series of waves that often follow an earthquake under the ocean.

Make a wave bottle and see how the wave action builds.

Materials

A soda bottle with cap. Soak off the label
Vegetable oil
Food coloring (blue or green)
Water

Directions

1. Fill the bottle $\frac{2}{3}$ full of water.
2. Add 1 or 2 drops of food coloring.
3. Fill the rest of the bottle with vegetable oil.
4. Put the cap on the bottle and twist it tight.
5. Rock your bottle on its side from bottom to top.
6. Write what you observed.



The Fruits Have It!

Hawaii grows many wonderful fruits. They have the perfect climate for growing. Which is your favorite, banana, pineapple, or coconut?

Survey 20 people to find which of these are their favorite fruit.

Banana

Coconut

Pineapple

Use the data you collected to make a pictograph showing the results.

The Tsunami Quilt
Answer Sheet

Tsunami Crossword- 1) tragedy 2) surf 3) under 4) nine 5) April
6) marble 7) island

Funny Fish Math- 1) 3 2) 20 3) 25 4) 40

Tsunami Fact or Fiction- 1) fiction 2) fact 3) fact 4) fiction 5) fiction
6) fact 7) fiction 8) fiction 9) fact 10) fact

When Did It Happen- 2, 1, 3, 9, 4, 5, 6, 8, 7, 10

Recalling Facts- 1) 9 2) a large series of waves 3) undersea earthquakes
4) blue, yellow 5) Hawaii 6) teacher 7) 1946 8) banyan

Japanese Words- 1) haiku 2) karaoke 3) origami 4) judo 5) kimono
6) sayonara 7) sudoku

What Time Is It?- 1) 30 2) 9:30 3) 4:00 4) 45

Unscramble the Words- 1) Hawaii 2) tsunami 3) island 4) quilt
5) ocean 6) memorial 7) fishing 8) wave 9) teacher 10) school