



1) ¡Encuéntrate en un buen libro!
2) Find yourself in a good book!



Yo, Becoming Naomi León

GRADES 5-8

Book Discussion
& Activity Guide



Jenni Arvin & Sylvia Garcia

written by

Pam Muñoz Ryan



Summary

For seven years, eleven-year-old Naomi Soledad León Outlaw lived a quiet life with her brother, Owen and her great-grandmother, Gram. Baby Beluga, the Airstream Trailer they called home, was a sanctuary for both Naomi and Owen. Neither of the children had seen their parents since they were very young. Though they loved Gram, they always wondered what it would be like to have a mom. Sometimes school was tough as the other kids would tease Owen because of his physical challenges and they would tease Naomi about her name. Naomi, who was very shy, wished secretly that she could stand up to them.

One day, everything changes when their mother Terri Lynn comes knocking on their door. Terri Lynn, who had changed her name to Skyla, previously abandoned her children to "find herself" but has spent most of that time in and out of rehab. Skyla makes a shocking

announcement—Naomi's father is alive. So Gram packs up Baby Beluga to take Naomi and Owen on an adventurous mission to find their long, lost father.



Program Goals & Objectives

- 1) Introduce children to literature written by Latino authors that reflect an aspect of Latino culture
- 2) Increase self-awareness through discussion, activities and crafts to promote cultural competence.





Discussion Questions




General

1. Are you shy or are you outgoing? What do you think it would be like for you to be the opposite for one day?
2. Have you ever been bullied? What did you do?
3. Has there ever been a special teacher or school librarian who has helped you through a rough patch?
4. Do you know someone with a disability? How do people treat that person?
5. Traditional families have a mom & dad and maybe brothers and sisters, what might non-traditional families look like?
6. People have good qualities and bad qualities. How do you know when the bad outweighs the good?
7. Have you ever been somewhere that is very different than your neighborhood? How was it different? How did you react?

Specific

1. Naomi stopped speaking for awhile when she was very young. Why do you think she did this? How does she speak now?
2. Why did Blanca start speaking to Naomi in Spanish?
3. Would you want to live with Gram? Why or why not?
4. How come Owen is always so positive even though the kids tease him at school?
5. What does Naomi do when she feels stressed?
6. What does Owen do that is "unusual"? Why do you think he does that?
7. How does Skyla try to win over Naomi?
8. Why doesn't Skyla pay much attention to Owen?
9. Do you think Naomi should go live with her mother and Clive?
10. Why did Skyla like Mexico so much?







other Discussion Books

1)

Grades 5-8




The Balloons of Oaxaca by Barry Head
198 pages

Utuyu just has to go to Oaxaca. He has heard it is a marvelous city. But when he gets there he is alone and scared. Things are not what he expected at all and he doesn't even speak the language!



Prizefighter en mi casa by E.E. Charlton-Trujillo
210 pages

Chula Sanchez' life has changed so much since the accident. When El Jefe comes to live in her home, Chula will struggle to decide if a person can be both bad and good.



Too Old for This, Too Young for That!
by H.S. Mosatche & K. Unger
179 pages


School can be rough! Friends can be rough! Families can be even rougher!
Here is a survival guide for the middle school years.



bilingual books for younger kids



Ages 6-11



My Diary from Here to There by Amada Irma Pérez

Illustrations by Maya Christina Gonzalez


Amanda's family has decided to leave Mexico to live in the United States. It is a new land with new customs. This is her diary of her feelings and her fears.



From North to South by René Colato Laínez

Illustrations by Joe Cepada


José's mamá has been sent back to Mexico because she does not have the proper papers. José learns how difficult it is to be separated from a parent by a country's border.



Ages 4-8



books for TEENS ↓




Parrot in the Oven by Victor Martínez

This is Manny's story. He's a fourteen-year-old, Mexican-American teen striving to become a 'vato firme'. Not an easy task when you have to deal with poverty, discrimination, and an alcoholic parent.

Red Hot Salsa: Bilingual Poems on Being Young and Latino in the United States edited by Lori Marie Carlson


Powerful poetry written in both Spanish and English covering topics like: identity, language, neighborhoods, family moments, etc.





Introductory Activities

- 1)
- 2)
- 3)
- 4)
- 5)



NAOMI SOLEDAD LEÓN OUTLAW

That is one, long name! If you just met Naomi, do you think her name would be easy to remember? Lots of Latino people have long names. Is your name unique? How?



What's Our Name?

Sit in a circle. Take 1 minute for each person to learn the name of the person on their left and their right. One child goes to the center of the circle, remains standing and points to 1 person still sitting with the rest of the circle. The center child then says "left" and starts counting to 10. The person sitting in the circle has to say the name of the person on their left before the child in the center gets to 10, or she goes into the center.



Name Game



Sit down in a circle.

Say your first name, then a name of an animal that starts with the same letter as your name.

Like: Sam - snake


Then the next child says her/his name and animal and your name and animal; then the next child says her/his name and animal, the other children's name and animal and your name and animal.

Keep going until you have gone all the way around the circle. The last person might have to say a lot of names and animals...You can start over half way through the circle if you want to.






Activities & Crafts



- 1)
- 2)
- 3)
- 4)
- 5)



Naomi might have played the Lotería game with Owen on their long trip back home from Mexico. This is a common game played all over Mexico. In Oaxaca, they don't just say the name of the figure on the card they say a little poem about each one.

La Lotería

<http://www.littlekidsgamesonline.com/mexican-party-games.html>




Play a simple version of this traditional Mexican party game. It's very easy to prepare and suits younger or older kids. You need two identical sets of cards using different pictures. (So, two trees, two fish, two balls etc.) If you have eight kids, you need eight different cards for them - and the same eight cards for yourself.

For beginners:

Deal out the children's cards - they only get one card each. They can look at their card.

Shuffle your cards. Lay them out upside down. You are going to choose a card. One child will have the same card. But who will it be? The kids can try and guess the winner.


Pick one of your cards. The child with the matching card is the winner!





Activities & Crafts

1)
2)







Give the Game a Twist for Older Children:

The game is played the same as the other version of Lotería, but before they see your card, any children who think it will match their card must raise their hand and keep it up.

If a child wins by matching your card and raising their hand - they get a point - or a bean! They guessed correctly.

The children who don't have their hands up are also correct - it wasn't their card - so they also get a point. None of the other children get a point this time.

You can play several rounds of this - but make sure that you announce the last round as it begins so everyone knows it's nearly the end. You could call this game Lucky Lotería - to remind the kids that it is a pure game of chance!



Activities & Crafts



- 1)
- 2)
- 3)
- 4)
- 5)

ROAR LIKE A LION!
 IRUGE COMO UN LEÓN!



Naomi spoke very softly and at first did not stick up for herself at school or with Skyla. She needed to find her voice. Practice finding your voice by singing this folk song. Begin softly then —

Let Your Voice Be Heard!



John Jacob Jingleheimer Schmidt
 His name is my name, too!
 Whenever we go out,
 The people always shout
 There goes John Jacob Jingleheimer
 Schmidt!
 Da da da da da da da

(Repeat verse again but not as loud,
 and then **SHOUT** the "There goes
 John..." line)

Juan, Paco, Pedro de la Mar
 Juan, Paco, Pedro de la Mar
 Es mi nombre, sí.
 Y cuando yo me voy
 Me dicen que yo soy
 Juan, Paco, Pedro de la Mar
 La, la, la, la, la, la.



Hear the song:

In English
<http://www.youtube.com/watch?v=TTd3Ksi2qI4>

In Spanish
<http://www.youtube.com/watch?v=bHJDJU5FBvo>

Translation:
 John, Paco, Peter of the sea
 Is my name, yes.
 And when I go out
 They tell me that I am
 John, Paco, Peter of the sea
 La, la, la, la, la, la.



Activities & Crafts

1)

2)


3)

Things could get pretty stressful in Lemon Tree, CA.
Both Naomi and Owen did something unusual that helped them relax.

4)

What are ways that you use to relax?

5)



It's Relaxation Time!



Have everyone sit or lay on the floor. Have the leader direct this exercise. Start by saying "we are going to relax our bodies. Take a few deep breaths now close your eyes."

First part: "tighten up your forehead, hold for 5 seconds, and then relax." Keep going down the body with other body parts, always tighten then relax each part.

Some examples:

Keep eyes closed, make a funny smile/face, shrug your shoulders up then down, make your hands into a fist, bend your fingers, grasp 1 shoulder, knee, foot with opposite hand, repeat for other side, scrunch up your toes.

Do as many parts as you have time for.

Gradually wake up the children with a "wake up and wiggle toes... wake up and wiggle calves...wake up and wiggle legs...wake up and wiggle hips...wake up and wiggle tummy..." now open your eyes and get up slowly.

You can also add a visualization part to this exercise. When the children are relaxed, ask them to picture a place that makes them smile, a lake, the ocean, the mountains, a garden, etc. Remind them to think of this place during the day if they need to relax.






Activities & Crafts

1)

2)

3) **Avocado:** Is it a fruit?
Is it a vegetable?

Naomi knows since Baby Be-luga is parked right by an avocado grove. Do you?



Agustina's Simple Guacamole Recipe

Ingredients:

- 1 ripe avocado
- 1/2 fresh onion
- 1/2 clove garlic
- 1 Tbsp lemon or lime juice
- Salt and pepper to taste

Optional: add a little salsa or a diced jalapeño


Directions:

1. Peel avocados and remove the pit.
2. Peel and mince the onion and the garlic.
3. Mash the avocado in a bowl and then stir in the remaining ingredients.
4. Serve with tortilla chips

You can mix things up!

Give each child an avocado and have lots of different ingredients on hand. Then see who can come up with a winning recipe. Everyone gets to vote. You will all be winners as you taste flavors you have never had before!





Activities & Crafts

- 1)
- 2)
- 3)
- 4)
- 5)

Wait...there's more



GROW YOUR OWN AVOCADO TREE!

Each child will need a small glass of water and three toothpicks. Push three toothpicks in each avocado about a 1/3 of the way from the bottom (large end of the pit).

Suspend the avocado over a glass (the toothpicks will hold it up) and leave for a few days. The pit should be in 1/2 inch or so of water. Keep the level constant by adding water as needed. **DON'T** change the water.

First, small roots appear on the bottom side, then the pit cracks and you can see the developing stem. There may be more than one stem and these should always be left alone. When the stem reaches 6 inches, cut it back to 3 inches; this induces a bushy leafy plant.

Plant them after about 2 1/2 weeks. Remove or break toothpicks off before planting. The upper portion of the seed must be exposed to allow new stems to grow so don't bury it all the way under the ground. The avocado should be potted in a large clay pot in a light sandy soil mixture.

Avocado plants need good light, but not too much direct sunlight. Let the plants dry out between waterings. Over watered plants will begin to wilt and shed dried leaves (which leads a lot of people to think they need **MORE** water which kills them even faster).

They're loads of fun while they last!



Activities & Crafts

1)

2)

Make Your Own Jewelry!

Skyla gave Naomi a new pair of jeans and a pink top with rhinestones.

She wasn't used to wearing new things and the next day at school she smiled secretly to herself about how good she felt.

Sometimes, what we wear can give us just a little more confidence and that includes jewelry! Men, women, boys and girls like to wear it.

In Mexico, jewelry often is made of silver and are decorated with stones.



DLTK's Crafts for Kids

Mexican Bean Bracelets



Materials:

- toilet paper roll
- construction paper (we used black) or tinfoil
- dried beans and/or lentils (we used a variety of different ones)
- scissors
- glue
- OPTIONAL: light blue paint
- OPTIONAL: hole punch and ribbon
-

Instructions:

- OPTIONAL: Paint some or all of the beans light (turquoise) blue. Let dry.
- Glue construction paper around your toilet paper roll (or you could paint it if you prefer)
- Slit toilet paper roll so it isn't a roll anymore
- Cut toilet paper roll shorter - it's up to you how wide you want your bracelet
- Glue beans onto the bracelet. Smaller beans don't slide off the wet glue as much as big ones do.
- let dry.
- OPTIONAL: punch holes in either side of the bracelet and thread a ribbon through. Use this to tie the bracelet on when you slip it on your arm so it doesn't fall off as easily.



http://www.dltk-kids.com/world/mexico/mexican_bean_bracelets.htm

Websites, etc



About Pam Muñoz Ryan

<http://www.pammunozryan.com>



Information and pictures about Oaxaca

<http://oaxaca-travel.com/>

Information about children with disabilities

<http://www.childrensdisabilities.info>



When someone you care about has a drinking problem

<http://www.al-anon.alateen.org>

Information about soap carving

http://www.ivory.com/purefun_ivoryprojects_soapcarvingtips.htm



Information about Night of the Radishes

<http://www.christmas-in-oaxaca.com/night-of-radish.htm>

John Jacob Jingleheimer Schmidt in other languages

<http://lyricstranslate.com/en/Folk-John-Jacob-Jingleheimer-Schmidt-lyrics.html>




More crafts from around the world

<http://www.dltk-kids.com/world/>



Credits & references



1)

2)

3)

Activity & Craft Developers

4)

- Sylvia Garcia

5)

- DLTk's Crafts for Kids

<http://www.dltk-kids.com/world/mexico/>

- Little Kids' Games Online

<http://www.littlekidsgamesonline.com/mexican-party-games.html>



Design & Final Editing



University of Alabama

School of Library and Information Studies

Cultural Literacy Programming Class

Master Students

Jenni Arvin

Sylvia Garcia

&

Jamie Campbell Naidoo, Ph.D.

Assistant Professor

University of Alabama

School of Library and Information Studies

