


# Indiana Early Literacy Firefly Award Nominee Resources

**This guide includes storytime  
and early literacy ideas for:**

*Jabari Jumps* by Gaia Cornwall



*This program guide was created for the use of Indiana librarians to promote the 2019 Indiana Early Literacy Firefly Award, however anyone is welcome to use these resources.*

*Special thanks to TeachingBooks.net for their support of our award including printing our ballots and stickers.*

*- Suzanne Walker, Indiana State Library / Editor*




**#INfireflyaward**

Indiana Center for the Book  
Director - Suzanne Walker  
icb@library.in.gov  
Indiana State Library  
[www.in.gov/library/icb.htm](http://www.in.gov/library/icb.htm)



**TeachingBooks<sup>SM</sup>**

# Jabari Jumps



## Jabari Jumps by Gaia Cornwall


*Jabari Jumps* is a great book for using with all types of storytime themes like summer, swimming and family. This is also a perfect book to talk about the bravery needed behind that big leap of faith. Activity guides for this book are available on TeachingBooks.net via INSPIRE.in.gov.

**Talking:** Ask children if they swim and if they've ever jumped in a pool. Invite children to share at whatever level they are able.

*Have you had the experience of jumping from a diving board or simply jumping in puddles?  
Were you scared or surprised?  
What other new things have you recently tried?*

**Singing:** There are so many fun action songs that involve jumping, it's hard to choose just a few. Have children stretch and take a big breath just like Jabari before you begin jumping together using any of these songs or your favorites:

*Jumping and Counting* by Jim Gill  
*The Goldfish* by The Laurie Berkner Band  
*Jump and Fly* by The Laurie Berkner Band  
*Jump Up!* by Ladybug Music



### Child Jump Down and Up - Tune: Sally Go Round the Sun


Don't forget, if you are a strummer, you can easily change words to popular storytime songs to suit your needs. This is a very easy song to play with just two easy chords. Instead of saying the word "child," use the names of your storytime kids. Go around the circle and let every child have a turn!

D	D
Child jump down and up,	Child jump here and everywhere,
D	A7 D
Child jump up and down,	And all around the town.

**Reading:** Additional books you could use in a storytime about swimming, jumping, or bravery:

- *Jump, Little Wood Ducks* by Maureen Dane Bauer - The photographs of wood ducklings up in a tree make a terrific comparison with *Jabari Jumps*. Do birds get scared to try new things too?
- *Pool* by Jihyeon Lee - Don't be afraid of trying wordless picture books during storytime. Ask your participants to help you tell the story. This one is about a shy boy and his adventure in a pool.
- *Leo Can Swim* by Anna McQuinn - Father & son at a pool with a cozy focus rather than a bold one.
- *Benny Shark Goes to Friend School* by Lynn Row Reed - Indiana Author - Benny is a shark who is also a bully, but he wants some friends. He gets a great recommendation to go to Friend School.
- *A Brave Bear* by Sean Taylor - This father/child duo is motivated to face the fear of crossing the forest in order to cool off in the river. Lots of great parallels with *Jabari Jumps*.

# Jabari Jumps



**Writing:** The writing component in the Every Child Ready to Read® program is really about allowing children time to practice their fine motor skills. Try one of these activities that that focuses on fine motor skills or choose one of your own.

**What sinks? What floats?** This is a fun activity to do with kids. Fill up a few shallow storage bins with water and give the children some items to see if they will sink or float. Be sure the items are big enough not to get lost or not to be a choking hazard. Try things like metal spoons, small empty plastic bottles, craft sticks, blocks, plastic toys, or full plastic bottles. Children will enjoy the sensory input of the water while having fun working on a simple STEM activity.

**“Goggle” Craft:** This is a fairly open-ended craft that pairs well with *Jabari Jumps*. Jabari sports some pretty cool “goggles.” Make some in storytime! Just precut your goggles and hand them out to your children. Have them decorate them however they want. Attach them with some yarn or with a taped piece of construction paper.



**Playing:** There are lots of Mother Goose rhymes that have to do with jumping. Mother Goose is great for storytimes. Don't assume that all the parents in your storytime will know all the words. Help them out by passing out words on take-home sheets, putting them on your flannel board, or projecting them onto a wall.

## Hey Diddle Diddle

This one is great for a flannel board. You can also have the children all jump together like the cow.

*Hey diddle diddle  
The cat and the fiddle  
The cow jumped over the moon  
The little dog laughed  
To see such a sport  
And the dish ran away with the spoon*

## Jack Be Nimble

Make a pretend candle and have the children take turns trying to jump over.

*Jack be nimble  
Jack be quick  
Jack jump over the candlestick!*


## Ring Around the Rosie

Children love *Ring Around the Rosie*. This version has the mysterious second verse where you all jump up after falling down.

*Ring-a-round the rosie,  
A pocket full of posies,  
Ashes! Ashes!  
We all fall down!*

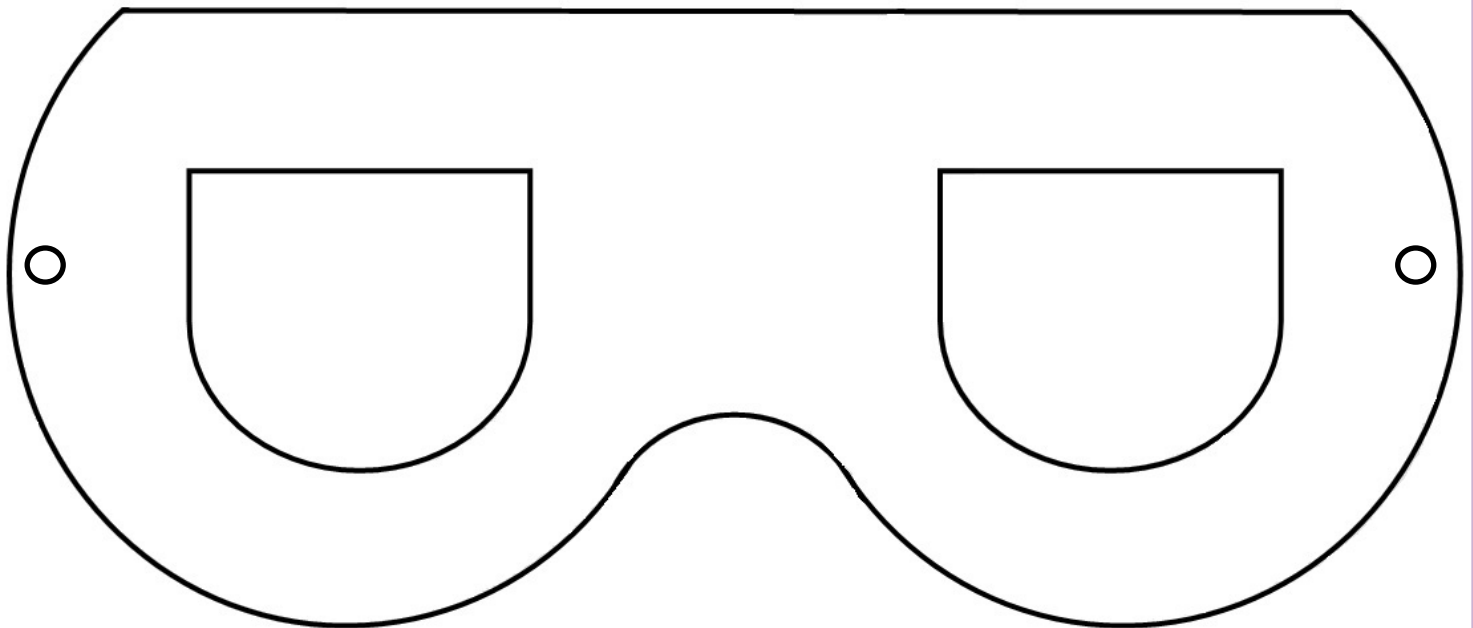
*The cows are in the meadows,  
They're eating buttercups  
Thunder, lightning (pound the floor with hands)  
We all jump up!*

# Jabari Jumps



Consider making this craft before you read the book. You can pre-cut the goggles. If you want the children to practice cutting, be sure to at least pre-cut the eye holes. Give each child goggles to decorate however they want. Add a piece of yarn so the children can wear the goggles while you read the book!

Template for goggles



For each craft you will need:

- 1 cut out template for goggles  
(Try cardstock for sturdier goggles or construction paper for colorful goggles.)
- 1 length of yarn to fit child's head
- Scraps to decorate with
- Glue stick
- Stickers (optional)
- Crayons (optional)

Copy the goggle template as many times as you want on your pieces of paper and run them through the copier. Three goggles will fit on one piece of 8.5 x 11 paper. Cut out goggles, using a hole punch for the sides. Don't forget to cut out the eye holes. Allow the children to decorate them however they want.

**Note:** A product craft is one where the end product is pretty much the same for each child. For example a craft where children glue together three circles to make a snowman. This type of craft is helpful for developing linear thinking and for practicing following directions.

A process craft focuses more on the process the child undergoes to make the craft. Process crafts encourage creativity and independent thought. In this craft, the template allows for all the children to do the same craft, but the process of decorating it can be different for each child.